

CULASI, ANTIQUE - HSWG Partner Reporting Recovery Shelter Activities (as of 06-OCT-2014)

The graphs shown below represent the sum of households who have received (HH reached) or who will receive (HH targeted or underway) recovery shelter support by HSWG partner agencies. Numbers reached are those reported to the HSWG by 6th October 2014. Household number do not represent the total needs by Barangay - for this, consult with relevant Barangay or Municipality. PLEASE NOTE - scale differs in each graph.

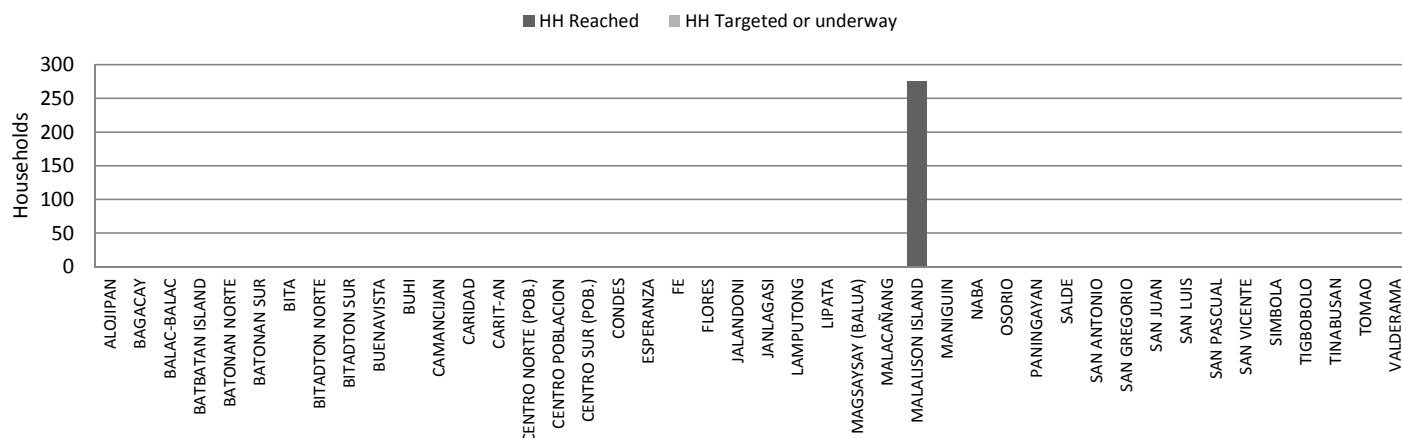
For explanation of intervention types, please see Shelter Cluster Recovery guidelines:

<https://www.sheltercluster.org/Asia/Philippines/Typhoon%20Haiyan%202013/Documents/Recovery%20Shelter%20Guidelines.pdf>

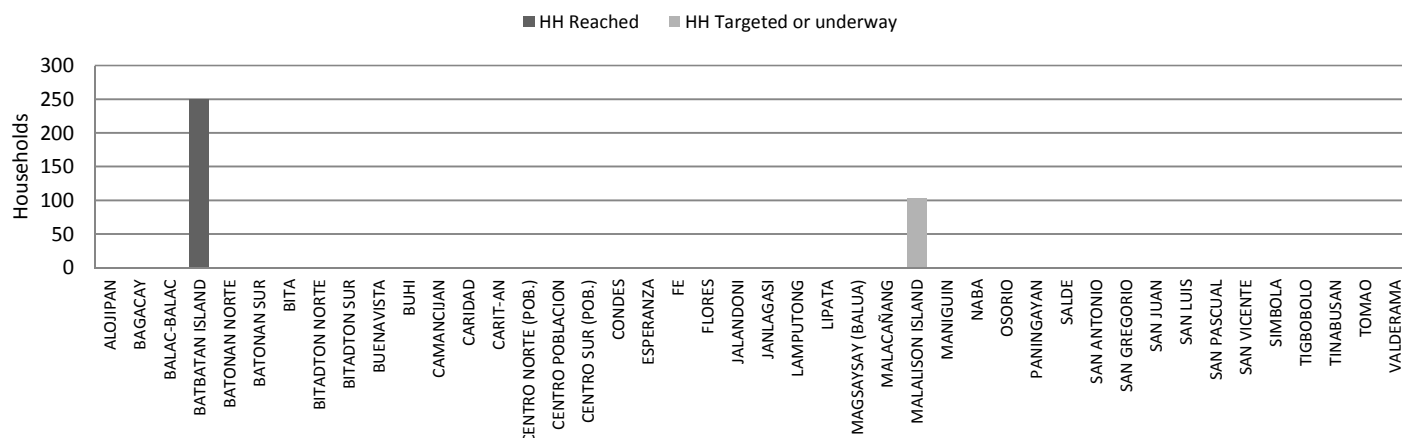
The full data set of HSWG data can be found here:

<https://www.sheltercluster.org/Asia/Philippines/Typhoon%20Haiyan%202013/Documents/20141003%20HSWG%20Database%20for%20website.xlsx>

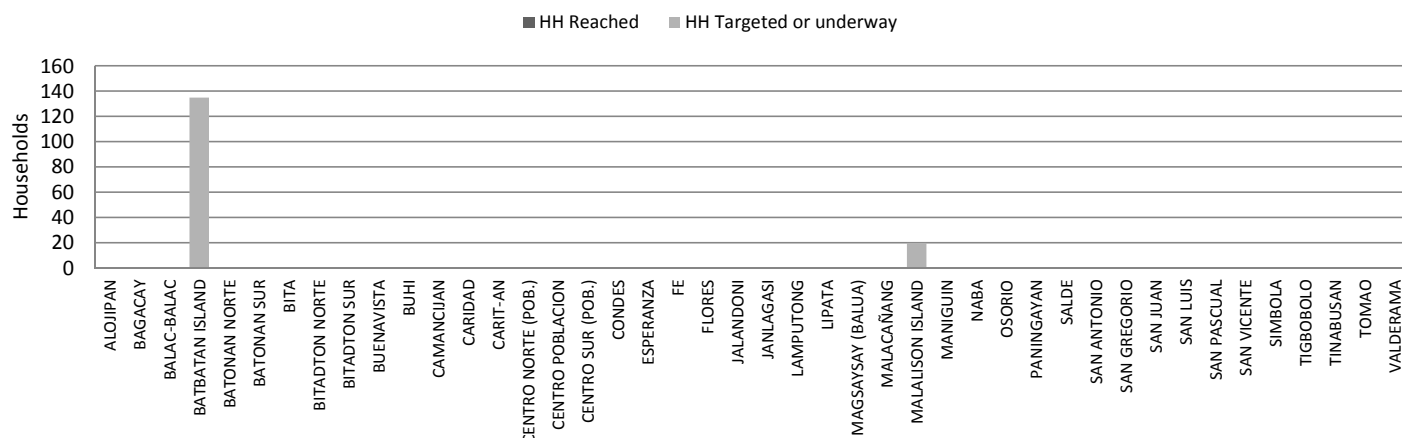
Repairs & Retrofit - Support for Self Recovery Shelter Kit



Repairs & Retrofit - Minor & Major Repairs



Core House





CULASI - HSWG Partner reporting

Recovery Shelter activities (as of 06-OCT-2014)

Interventions By AGENCIES

The data shown below represent the sum of households who have received (HH reached) or who will receive (HH targeted or underway) recovery shelter support by HSWG partner agencies. Numbers reached are those reported to the HSWG by 6th October 2014. The full data set of HSWG data can be found [here](https://www.sheltercluster.org/Asia/Philippines/Typhoon%20Haiyan%202013/Documents/20141003%20HSWG%20Database%20for%20website.xlsb):

<https://www.sheltercluster.org/Asia/Philippines/Typhoon%20Haiyan%202013/Documents/20141003%20HSWG%20Database%20for%20website.xlsb>

Agency	Temporary Shelter		Repairs & Retrofit		Core House		Permanent House		Total HH Reached	Total HH Targeted
	HH Reached	HH Targeted	HH Reached	HH Targeted	HH Reached	HH Targeted	HH Reached	HH Targeted		
Citizens' Disaster Response Center			276	276					276	276
PRC - German Red Cross			250	353	0	155			250	508
Grand Total			526	629	0	155			526	784

CULASI - HSWG Partner reporting

Recovery Shelter activities (as of 06-OCT-2014)

Interventions By BARANGAYS

The data shown below represent the sum of households who have received (HH reached) or who will receive (HH targeted or underway) recovery shelter support by HSWG partner agencies. Numbers reached are those reported to the HSWG by 6th October 2014. The full data set of HSWG data can be found [here](https://www.sheltercluster.org/Asia/Philippines/Typhoon%20Haiyan%202013/Documents/20141003%20HSWG%20Database%20for%20website.xlsx):

<https://www.sheltercluster.org/Asia/Philippines/Typhoon%20Haiyan%202013/Documents/20141003%20HSWG%20Database%20for%20website.xlsx>

	Temporary Shelter		Repairs & Retrofit		Core House		Permanent House		Total HH Reached	Total HH Target
Barangay	HH Reached	HH Target	HH Reached	HH Target	HH Reached	HH Target	HH Reached	HH Target		
ALOJIPAN										
BAGACAY										
BALAC-BALAC										
BATBATAN ISLAND			250	250	0	135			250	385
BATONAN NORTE										
BATONAN SUR										
BITA										
BITADTON NORTE										
BITADTON SUR										
BUENAVISTA										
BUHI										
CAMANCIJAN										
CARIDAD										
CARIT-AN										
CENTRO NORTE (POB.)										
CENTRO POBLACION										
CENTRO SUR (POB.)										
CONDES										
ESPERANZA										
FE										
FLORES										
JALANDONI										
JANLAGASI										
LAMPUTONG										
LIPATA										
MAGSAYSAY (BALUA)										
MALACANANG										
MALALISON ISLAND			276	379	0	20			276	399
MANIGUIN										
NABA										
OSORIO										
PANINGAYAN										
SALDE										
SAN ANTONIO										
SAN GREGORIO										
SAN JUAN										
SAN LUIS										
SAN PASCUAL										
SAN VICENTE										
SIMBOLA										
TIGBOBOLO										
TINABUSAN										
TOMAO										
VALDERAMA										
Grand Total			526	629	0	155			526	784



CULASI - HSWG Partner reporting

Recovery Shelter activities (as of 06-OCT-2014)
Interventions By BARANGAYS & AGENCIES

The data shown below represent the sum of households who have received (HH reached) or who will receive (HH targeted or underway) recovery shelter support by HSWG partner agencies. Numbers reached are those reported to the HSWG by 6th October 2014. The full data set of HSWG data can be found here:

<https://www.sheltercluster.org/Asia/Philippines/Typhoon%20Haiyan%202013/Documents/20141003%20HSWG%20Database%20for%20website.xlsx>

Barangays & Agency	Temporary Shelter		Repairs & Retrofit		Core House		Permanent House		Total HH Reached	Total HH Target
	HH Reached	HH Target	HH Reached	HH Target	HH Reached	HH Target	HH Reached	HH Target		
ALOJIPAN										
BAGACAY										
BALAC-BALAC										
BATBATAN ISLAND			250	250	0	135			250	385
PRC - German Red Cross			250	250	0	135			250	385
BATONAN NORTE										
BATONAN SUR										
BITA										
BITADTON NORTE										
BITADTON SUR										
BUENAVISTA										
BUHI										
CAMANCIJAN										
CARIDAD										
CARIT-AN										
CENTRO NORTE (POB.)										
CENTRO POBLACION										
CENTRO SUR (POB.)										
CONDES										
ESPERANZA										
FE										
FLORES										
JALANDONI										
JANLAGASI										
LAMPUTONG										
LIPATA										
MAGSAYSAY (BALUA)										
MALACAÑANG										
MALALISON ISLAND			276	379	0	20			276	399
Citizens' Disaster Response Center			276	276					276	276
PRC - German Red Cross			0	103	0	20			0	123
MANIGUIN										
NABA										
OSORIO										
PANINGAYAN										



CULASI - HSWG Partner reporting

Recovery Shelter activities (as of 06-OCT-2014)
Interventions By BARANGAYS & AGENCIES

The data shown below represent the sum of households who have received (HH reached) or who will receive (HH targeted or underway) recovery shelter support by HSWG partner agencies. Numbers reached are those reported to the HSWG by 6th October 2014. The full data set of HSWG data can be found [here](https://www.sheltercluster.org/Asia/Philippines/Typhoon%20Haiyan%202013/Documents/20141003%20HSWG%20Database%20for%20website.xlsx):

<https://www.sheltercluster.org/Asia/Philippines/Typhoon%20Haiyan%202013/Documents/20141003%20HSWG%20Database%20for%20website.xlsx>

Barangays & Agency	Temporary Shelter		Repairs & Retrofit		Core House		Permanent House		Total HH Reached	Total HH Target
	HH Reached	HH Target	HH Reached	HH Target	HH Reached	HH Target	HH Reached	HH Target		
SALDE										
SAN ANTONIO										
SAN GREGORIO										
SAN JUAN										
SAN LUIS										
SAN PASCUAL										
SAN VICENTE										
SIMBOLA										
TIGBOBOLO										
TINABUSAN										
TOMAO										
VALDERAMA										
Grand Total			526	629	0	155			526	784